

Report for Campus Climate Survey

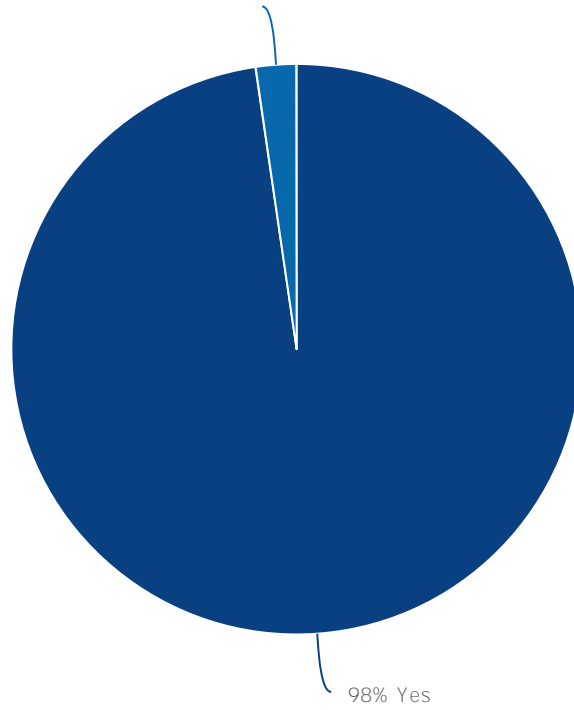
Response Counts



Totals: 88

1. Are you at least 18 years old?

2% No



98% Yes

Value

Percent

Responses

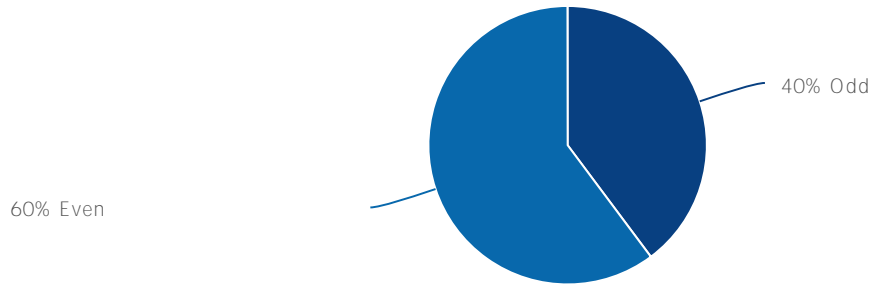
Yes


97.7%

No

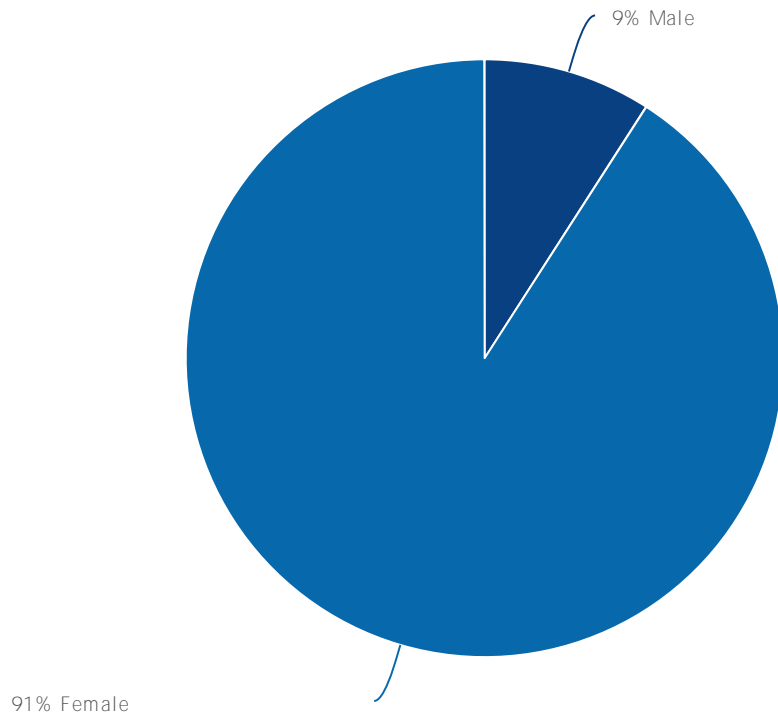
Totals: 88

2. Is the last digit of your birth year odd or even?





3. What was your sex assigned at birth?

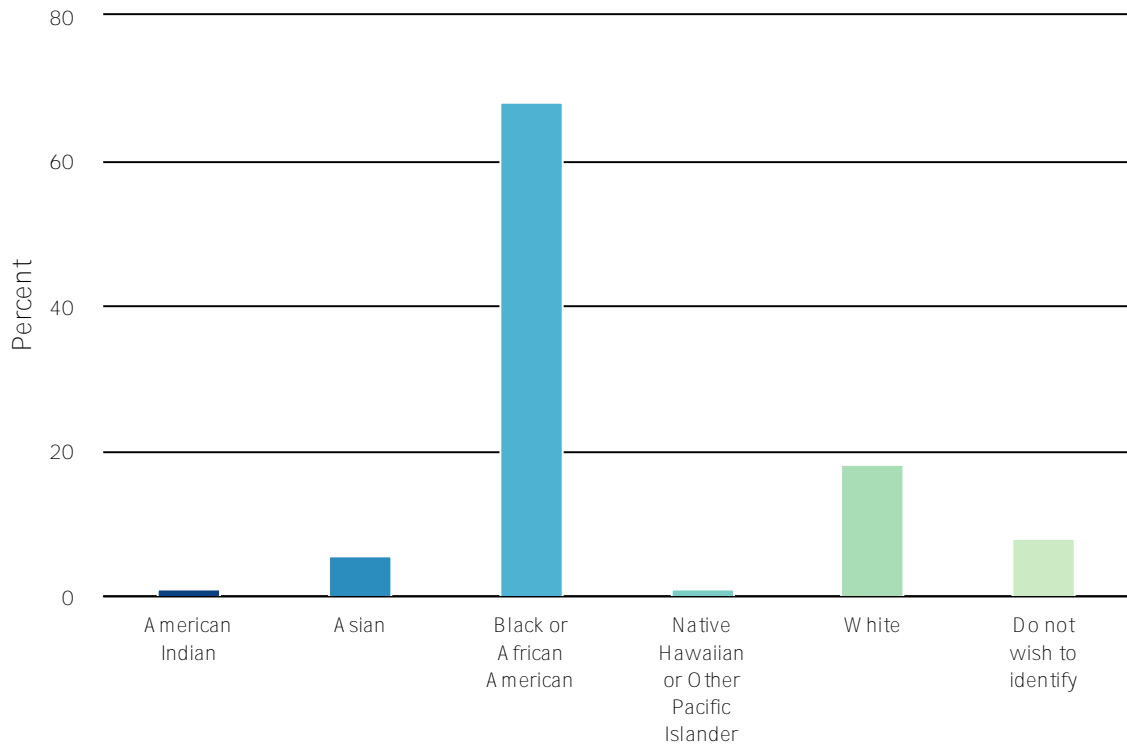


Value	Percent	Responses
Male	9.1%	8
Female	90.9%	

Totals: 88

4. Are you "Hispanic or Latino or Spanish Origin?" (The term "Hispanic or Latino or Spanish Origin" is defined as a person of Cuban, Mexican, Puerto Rican, or

Select one or more races that you identify as:



Value

Percent

Responses

American Indian

Asian

Black or African American

Native Hawaiian or Other Pacific Islander

White

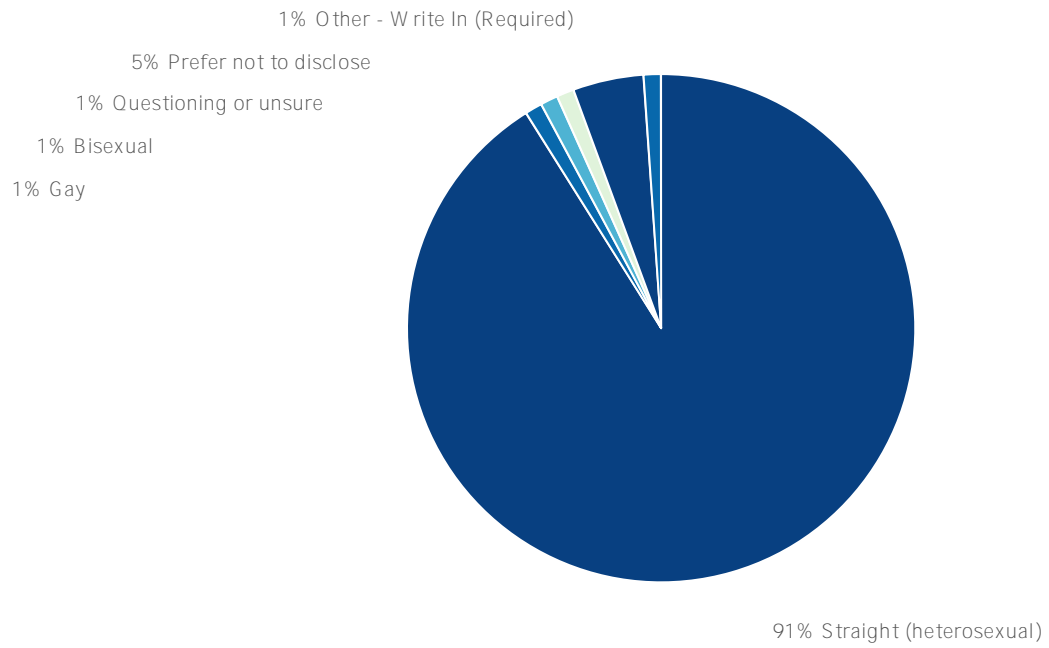
Do not wish to identify

6. What is your current gender identity?

8% Man

91% Woman

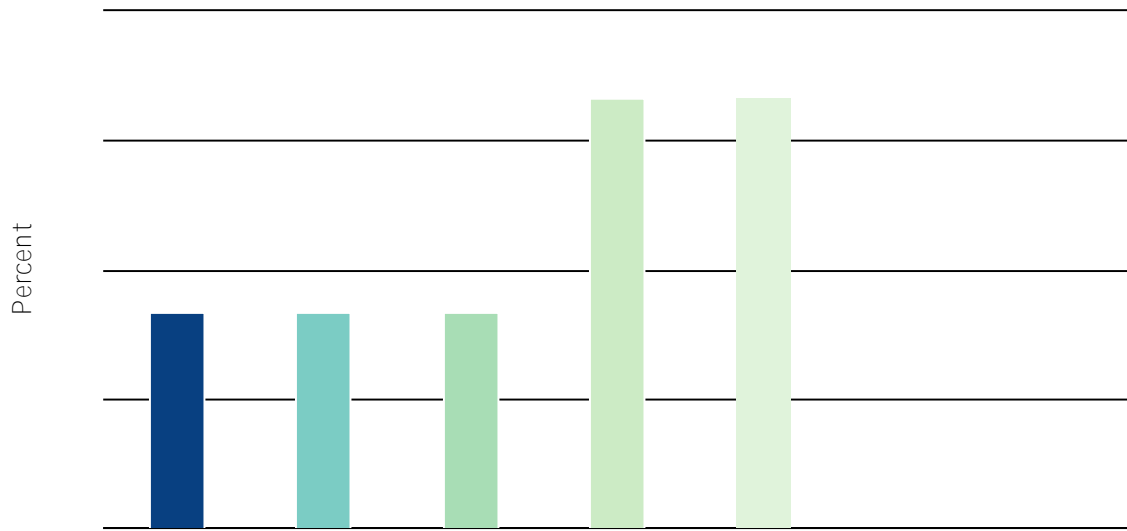
7. Which of the following best describes your sexual orientation?



8. Do you have any typ

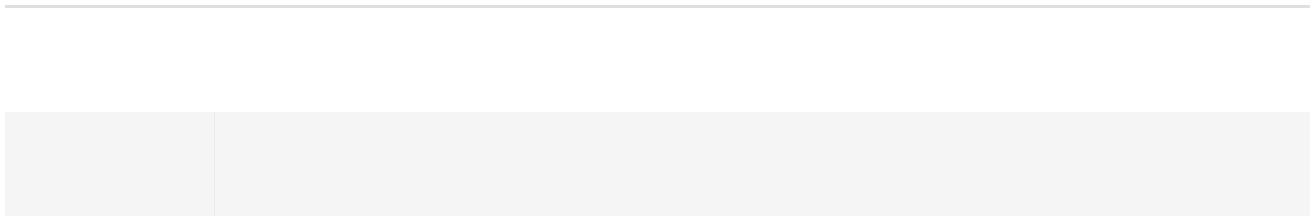

93% No

9. Please indicate your disability, check all that apply:

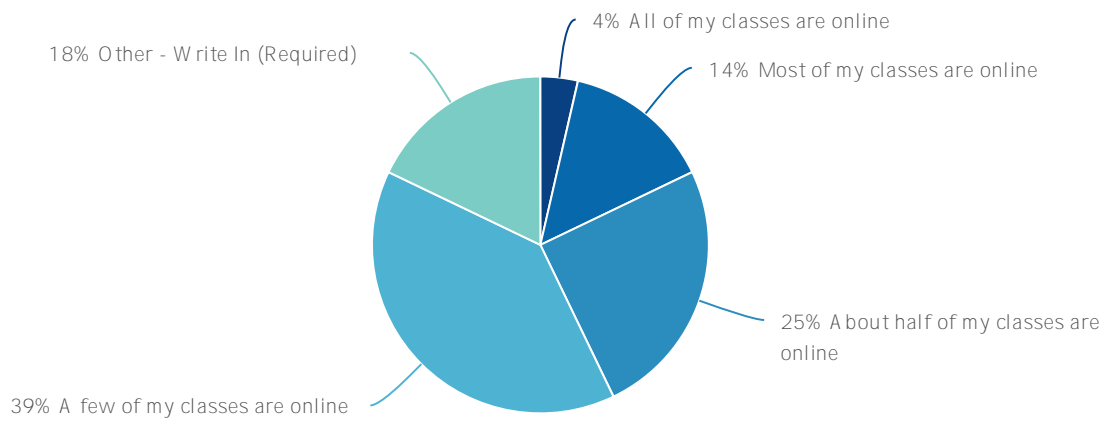


10. On which campus do you take the majority of your classes?

11. Do you currently take any classes online?




12. Which best describes how many classes you take online?



Value	Percent	Responses
All of my classes are online		
Most of my classes are online		
A bout half of my classes are online		
A few of my classes are online		
Other - W rite In (Required)		
		Tot

Other - Write In (Required)	Count
1	1
1 class	1
nutrition	1
one	1
one class	1
Totals	5

13. Are you a member of any student organization at Jersey College?



100% No

14. Whi C

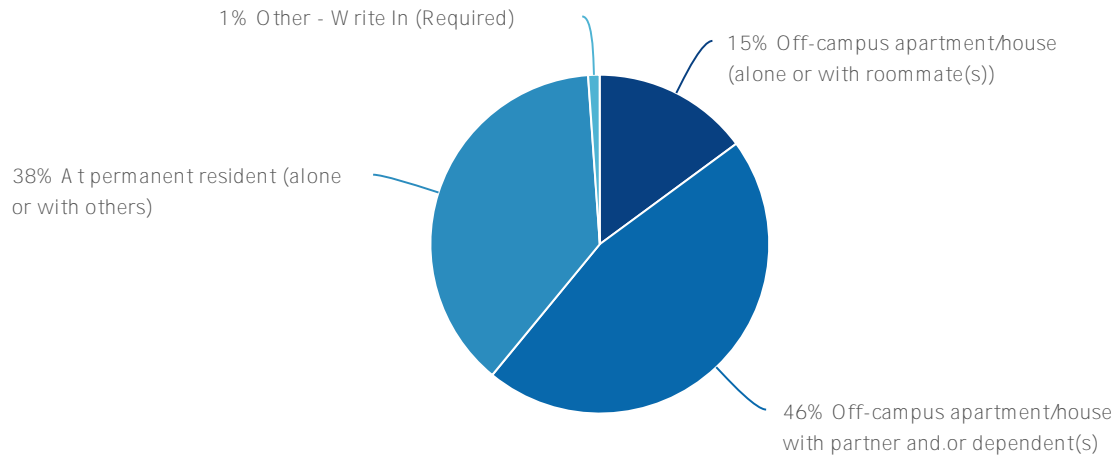
f

se

ResponseID

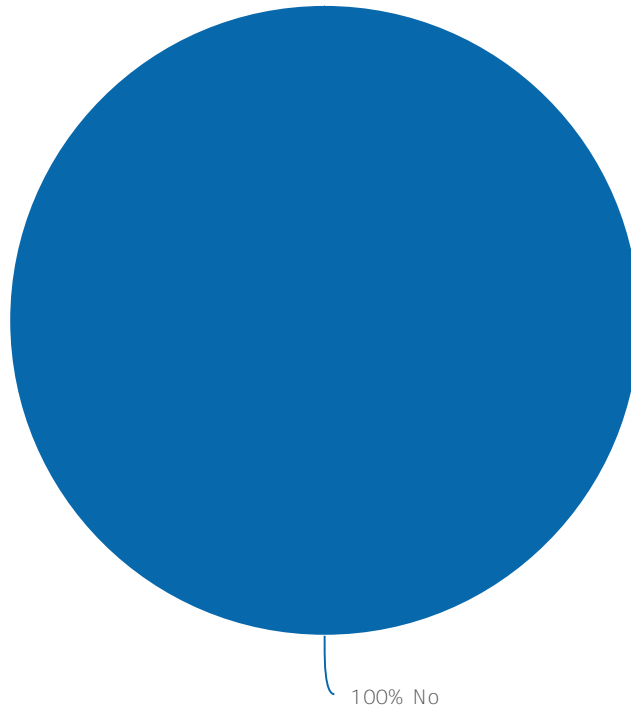
Response

15. Which of the following best describes your off-campus living situation?



Value	Percent	Responses
Off-campus apartment/house (alone or with roommate(s))		
Off-campus apartment/house with partner and/or dependent(s)		
At permanent resident (alone or with others)		

17. Since coming to Jersey College, has anyone had unwanted sexual contact with you by using physical force?



Value	Percent	Responses
No	100.0%	87

Totals: 87

18. During this unwanted sexual contact, which of the following happened during the MOST SERIOUS INCIDENT? Check all that apply

Percent

No data to display


Other - Write In (Required)

Count

Totals

0

19. Since coming to Jersey College, has anyone had unwanted sexual contact with you by coercing you or threatening to use physical force?



100% No

20. During this unwanted sexual contact, which of the following happened during the MOST SERIOUS INCIDENT? Check all that apply

Percent

No data to display

Other - Write In (Required)

Count

Totals

0

22. During this unwanted sexual contact, which of the following happened during the MOST SERIOUS INCIDENT? Check all that apply

Percent

No data to display

Other - Write In (Required)

Count

Totals

0

24. During this unwanted sexual contact, which of the following happened during the MOST SERIOUS INCIDENT? Check all that apply

Percent

No data to display

Other - Write In (Required)

Count

Totals

0

25. Since coming to Jersey College, has someone had sexual contact with you when you were unable to provide consent or stop what was happening because you were passed out, drugged, drunk, incapacitated or

27. Since coming to Jersey College, has someone had sexual contact with you when you were unable to provide co-contraception services?

28. During this unwanted sexual contact, which of the following happened during the MOST SERIOUS INCIDENT? Check all that apply

Percent

No data to display

Other - Write In (Required)

Count

Totals

0

29. How many separate incidents of unwanted sexual contact h

30. Did that situation occur in the last 12 months?

No data to display

31. During this incident what happened to you?

No data to display

34. Was the person who did this to you a student at Jersey College when this happened?

No data to display

35. What was the gender of the person who did this to you?

No data to display

36. What was the sexual orientation of the person who did this to you?

No data to display

Other - Write In (Required)

Count

Totals

0

37. W as the other person using:

No data to display

38. Just prior to the incident, had you been drinking alcohol? Keep in mind that you are in no way responsible for the assault that occurred, even if you had been drinking.

No data to display

39. Just prior to t

40. Where did the incident occur?

No data to display

41. Where did the incident occur? (check one):

No data to display

Other - Write In (Required)

Count

Totals

0

42. Where did the incident occur? (check one):

No data to display

Other - Write In (Required)

Count

Totals

0

43. Did you tell anyone about the incident?

No data to display

44. Did you tell a friend or peer at Jersey College (e.g., roommate, close friend)?

No data to display

46. Did you tell a friend or peer NOT at Jersey College?

No data to display

47. Did their response:

No data to display

48. Did you tell a romantic partner at Jersey College (other than the person who did this to you)?

No data to display

49. Did their response:

No data to display

50. Did you tell a romantic partner NOT at Jersey College (other than the person who did this to you)?

No data to display

51. Did their response:

No data to display

52. Did you tell a family member (e.g., parent or guardian, other family member)?

No data to display

54. Did you tell a religious leader NOT at Jersey College?

No data to display

55. Did their response:

No data to display

56. Did you tell a therapist/counselor NOT at Jersey College?

No data to display

57. Did their response:

No data to display

60. Did you tell Jersey College Human Resources?

No data to display

61. Did their response:

No data to display

62. Did you tell the Jersey College Office of Student Conduct?

No data to display

63. Did their response:

No data to display

64. Did you tell a Jersey College faculty or staff member?

No data to display

66. Did you tell a Jersey College field instructor/intern supervisor?

No data to display

67. Did

68. Did you telltelt- ê st ò ì ê ê ê qê ê q ê ê

69. Did their response:

No data to display

70. Did you tell another person at Jersey College (please specify your relationship to that person)?

No data to display

Yes - Write In (Required)

Count

Totals

0

73. Did their response:


No data to display


74. Did you file a formal complaint about this incident to anyone at the College?

No data to display

76. How long after the incident did you first tell someone what happened?









No data to display





Dumped me out of a car	6	0	0	0	6
Count	6	0	0	0	6
Row %	100.0%	0.0%	0.0%	0.0%	
Threw something at me that hit me	6	0	0	0	6
Count	6	0	0	0	6
Row %	100.0%	0.0%	0.0%	0.0%	
Burned me	6	0	0	0	6
Count	6	0	0	0	6
Row %	100.0%	0.0%	0.0%	0.0%	
Hit me with a fist	6	0	0	0	6
Count	6	0	0	0	6
Row %	100.0%	0.0%	0.0%	0.0%	
Hit me with something hard beside a a					





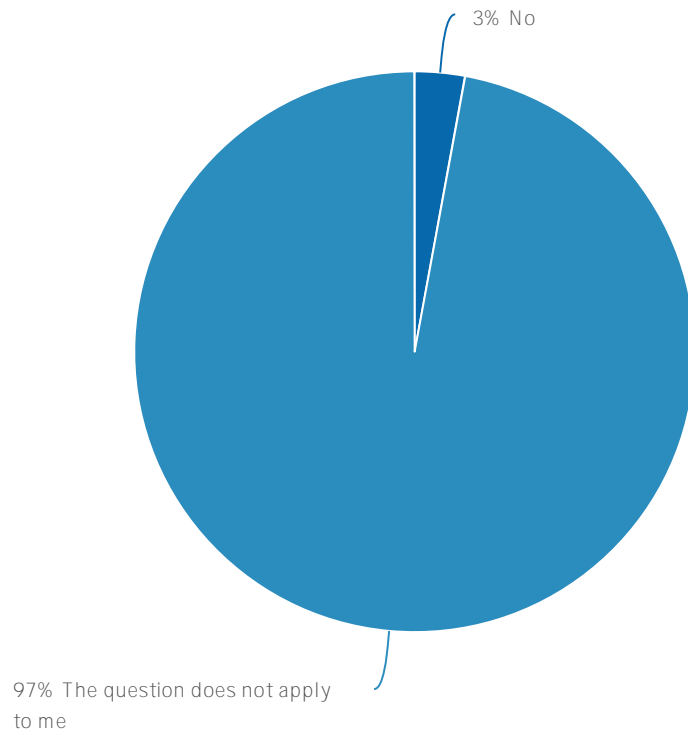


82. Think about the experiences you marked on the last screen. Now think about the ONE EXPERIENCE that had the greatest effect

84. Was the other person a current student at Jersey College?



85. Was there anyone who saw what happened to you besides the person or people who did this?



Val 3 F pct 2 F pct

--	--

86. How many people saw?

No data to display

87. Did they do anything?

No data to display

88. Did they confront the situation directly (such as saying/doing something to you, the person who did this, or others present while this incident was happening)?

No data to display

89. Did that:

No data to displa

90. Did they get assistance from someone else (including someone in authority, police, another friend etc.)?

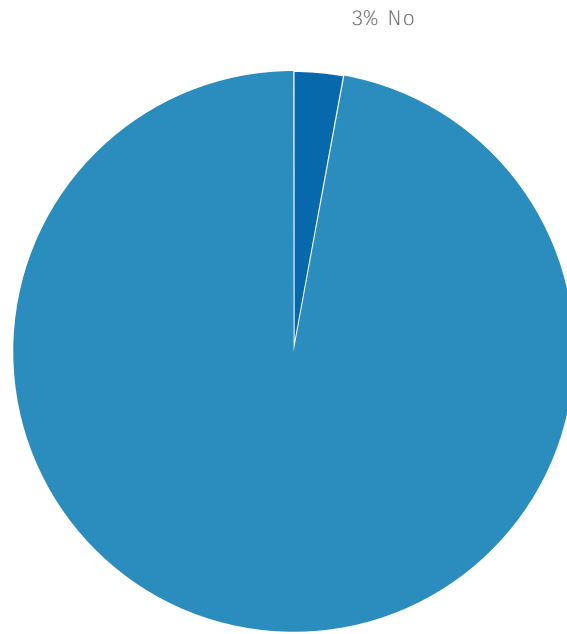
No data to display

92. Did they do som so

93. Did that:

No data to db

94. Did you tell anyone about the incident(s)?



97% The question does not apply to me

95. Did you tell a friend or peer at Jersey College (e.g., roommate, close friend)

96. Did their response

No data to display

97. Did you tell a friend or peer NOT at Jersey College

No data to display

98. Did their response

No data to display

100. Did their response

No data to display

101. Did you tell a romantic partner NOT at Jersey College (other than the person who did this to you)

No data to display

102. Did their response

103. Did you tell a family member (e.g., parent or guardian, other family member)

No data to display

104. Did their response

No data to display

106. Did their response

No data to display

107. Did you tell a therapist/counselor NOT at Jersey College

No data to display

108. Did their response

|

109. Did you tell a healthcare provider ~~si si si si si~~ ^{gsi}

110. Did their response

No data to display

112. Did their response

No data to display

114. Did their respon ê

115. Did you tell a Jersey College field instructor/intern supervisor

No data to display

116. Did their response

No data to display

118. Did their response

No data to display

119. Did you tell another person at Jersey College (please specify your relationship to that person)?

No data to display

Yes - Write In (Required)

Count

Totals

0

120. Did their response

No data to display

121. Did you tell another person NOT at Jersey College (please specify your relationship to that person)?

No data to display

Yes - Write In (Required)

Count

Totals

0

124. Did you file a formal complaint about this incident to anyone at the College?

No data to display

Value

Percent

Responses

I felt ashamed/embarrassed

It is a prRo

Other - Write In (Required)

Count


Totals

0

126. The following statements describe how the College might handle it if a student reported an incident of unwanted sexual contact. Use the scale provided to indicate how likely each scenario is.

	Very Unlikely	Unlikely	Neutral	Likely	Very Likely	Responses
Jersey College would take the report seriously. Count Row %	4 7.7%	1 1.9%	14 26.9%	11 21.2%	22 42.3%	52
Jersey College would maintain the privacy of the person making the report. Count Row %	3 5.8%	3 5.8%	14 26.9%	10 19.2%	22 42.3%	52
Jersey College would take steps to protect the safety of the person making the report. Count Row %	4 7.7%	1 1.9%	16 30.8%	11 21.2%	20 38.5%	52
If requested by the victim, Jersey College would forward the report to criminal investigators (for example, the police). Count Row %	4 7.7%	1 1.9%	14 26.9%	9 17.3%	24 46.2%	52
Jersey College would support the person making the report. Count Row %	4 7.7%	2 3.8%	16 30.8%	12 23.1%	18 34.6%	52
Jersey College would take action to address						

	Very Unlikely	Unlikely	Neutral	Likely	Very Likely	Responses
Jersey College would take the report seriously and file the report.	2 6.1%	1 3.0%	8 24.2%	6 18.2%	16 48.5%	33
Jersey College would maintain the privacy of the person making the report.	2 6.1%	1 3.0%	7 21.2%	7 21.2%	16 48.5%	33
Jersey College would take steps to protect the safety of the person making the report.	2 6.1%	1 3.0%	8 24.2%	5 15.2%	17 51.5%	33
Jersey College would take steps to ensure the accuracy of the report.	2 6.1%	1 3.0%	8 24.2%	6 18.2%	16 48.5%	33
Jersey College would take steps to ensure the confidentiality of the report.	2 6.1%	1 3.0%	8 24.2%	6 18.2%	16 48.5%	33
Jersey College would take steps to ensure the integrity of the report.	2 6.1%	1 3.0%	8 24.2%	6 18.2%	16 48.5%	33
Jersey College would take steps to ensure the reliability of the report.	2 6.1%	1 3.0%	8 24.2%	6 18.2%	16 48.5%	33
Jersey College would take steps to ensure the validity of the report.	2 6.1%	1 3.0%	8 24.2%	6 18.2%	16 48.5%	33
Jersey College would take steps to ensure the accuracy of the report.	2 6.1%	1 3.0%	8 24.2%	6 18.2%	16 48.5%	33
Jersey College would take steps to ensure the confidentiality of the report.	2 6.1%	1 3.0%	8 24.2%	6 18.2%	16 48.5%	33
Jersey College would take steps to ensure the integrity of the report.	2 6.1%	1 3.0%	8 24.2%	6 18.2%	16 48.5%	33
Jersey College would take steps to ensure the reliability of the report.	2 6.1%	1 3.0%	8 24.2%	6 18.2%	16 48.5%	33
Jersey College would take steps to ensure the validity of the report.	2 6.1%	1 3.0%	8 24.2%	6 18.2%	16 48.5%	33



128. The following statements are about how people would react to someone reporting an incident of unwanted sexual contact at Jersey College. Use the scale provided to indicate how likely each scenario is.

	Very Unlikely	Unlikely	Neutral	Likely	Very Likely	Responses
Students would label the person making the report a troublemaker. Count Row %	14 27.5%	13 25.5%	16 31.4%	3 5.9%	5 9.8%	51
Students would have a hard time supporting the person who made the report. Count Row %	16 31.4%	11 21.6%	18 35.3%	3 5.9%	3 5.9%	51
The alleged offender(s) or their friends would try to get back at the person making the report. Count Row %	14 27.5%	9 17.6%	22 43.1%	2 3.9%	4 7.8%	51
Totals Total Responses						51

129. The following statements are about how people would react to someone reporting an incident of dating or domestic violence at Jersey College. Use the scale provided to indicate how likely each scenario is.

	Very Unlikely	Unlikely	Neutral	Likely	Very Likely	Responses
Students would label the person making the report a troublemaker. Count Row %	8 24.2%	6 18.2%	13 39.4%	4 12.1%	2 6.1%	33
Students would have a hard time supporting the person who made the report. Count Row %	7 21.2%	6 18.2%	14 42.4%	4 12.1%	2 6.1%	33
The alleged offender(s) or their friends would try to get back at the person making the report. Count Row %	8 24.2%	4 12.1%	13 39.4%	6 18.2%	2 6.1%	33
Totals Total Responses						33

130. Please indicate how much you agree or disagree with each of the following statements.

	Strongly Disagree	Disagree	Neutral	Agree	Strongly Agree	Responses
People get too offended by sexual comments, jokes, or gestures. Count Row %	13 25.5%	11 21.6%	18 35.3%	8 15.7%	1 2.0%	51
It doesn't really hurt anyone to post sexual comments or photos of people without their consent through e-mail, text, or social media. Count Row %	30 58.8%	9 17.6%	11 21.6%	1 2.0%	0 0.0%	51
A person who is sexually assaulted while they are drunk is at least somewhat responsible for putting themselves in that position. Count Row %	29 56.9%	8 15.7%	11 21.6%	2 3.9%	1 2.0%	51
If one of my friends told me that someone had unwanted sexual contact with them, I would encourage them to report the incident to campus or local police. Count Row %	6 11.8%	1 2.0%	9 17.6%	12 23.5%	23 45.1%	51
It is not necessary to get consent before sexual activity if you are in a relationship with that person. Count Row %	31 60.8%	8 15.7%	8 15.7%	2 3.9%	2 3.9%	51

131. Using the scale provided, please indicate your level of agreement with the following statements.

St

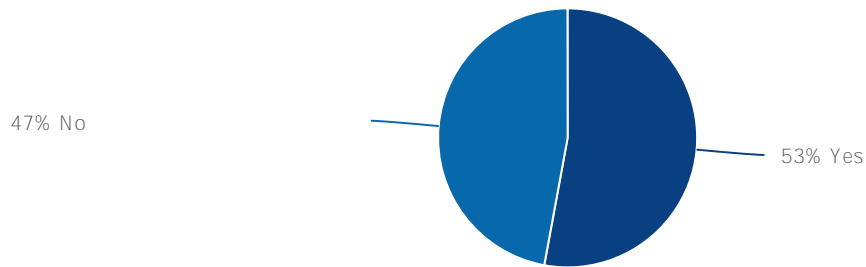
A t Jersey College, when an accused student is found responsible for dating or domestic violence, appropriate disciplinary action is taken	1	2	13	14	3	33
Count	3.0%	6.1%	39.4%	42.4%	9.1%	
Row %						

Totals

Total Responses






33

133. Before coming to Jersey College, had you received any information or education (that did not come from Jersey College) about unwanted sexual contact?

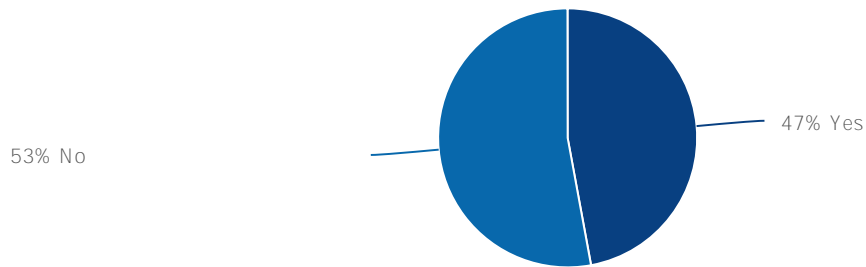


Value	Percent	Responses
Yes	52.9%	27
No	47.1%	24

Totals: 51

Value	Percent	Responses
Education program in high school	51.9% 	14
Education program in middle school	18.5% 	5
Discussion with family	37.0% 	10
Discussion with friends	44.4% 	12
Social Media	44.4% 	12
Media (e.g., newspaper, television, radio)	33.3%	
Employer		
Healthcare provider		
Previous college/College		
Military		

135. Before coming to Jersey College, had you received any information or education (that did not come from Jersey College) about dating or domestic violence?



Value	Percent	Responses
Yes	47.1%	16
No	52.9%	18

Totals: 34



Value

Percent

Responses

Education program in high school

Education program in middle school

Discussion with family


Discussion with friends

Social media

Value	Percent	Responses
Had a professor discuss these topics in class	13.3%	11
Had a friend bring up these topics in discussion	8.4%	7
Had a family member bring up these topics in discussion	6.0%	5
Had someone at work bring up these topics in discussion	10.8%	9
Been required to attend an event on campus about these issues	1.2%	1
Seen posters about these topics	13.3%	11
Seen or heard campus administrators or staff talk about this topic	1.2%	1
Seen crime alerts about these issues at Jersey College	1.2%	1
Searched the web for information on these topics	9.6%	8
Seen information or discussion about these topics on social media	13.3%	
Seen information or discussion about these topics on television or in the news (online or in print)		
Taken a class to learn more about these topics		
Other - Write In (Required)		
None of the above		

Other - Write In (Required)	Count
In service at my job	1
N/A	1
my self	1
yearly classes from my job	1
Totals	4

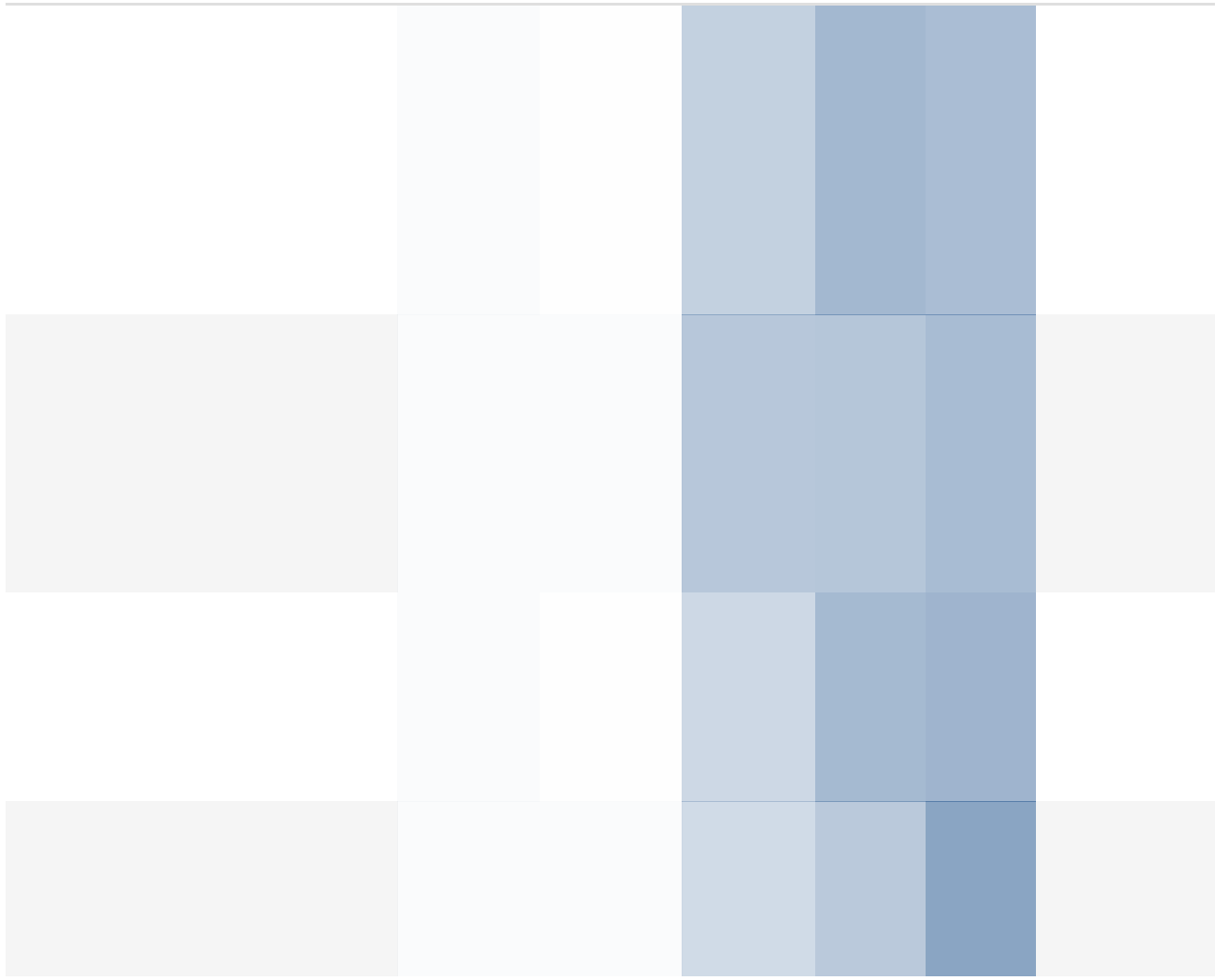
138. Since coming to Jersey College, have you done any of the following?
(check all that apply)



	Not at all A ware	Slightly A ware	Somewhat A ware	Very A ware	Extremely A ware	Responses
Office of Title IX Count Row %	42 50.0%	8 9.5%	23 27.4%	8 9.5%	3 3.6%	84
A associate Dean Count Row %	31 36.9%	5 6.0%	23 27.4%	19 22.6%	6 7.1%	84
i-Care P						

140. Using the scale provided, please indicate how likely you would be to do the following things in the future, if you had the opportunity.


	Very Unlikely	Unlikely	Neutral	Likely	Very Likely	Responses
Approach someone I know if I thought they were in an abusive relationship and let them know I'm here to help. Count Row %	3 3.7%	2 2.4%	21 25.6%	31 37.8%	25 30.5%	82
Let someone who I suspect has been sexually assaulted know I'm available for help and support. Count Row %	2 2.4%	2 2.4%	20 24.4%	32 39.0%	26 31.7%	82
Ask someone who seems upset if they are okay or need help. Count Row %	1 1.2%	1 1.2%	16 19.5%	30 36.6%	34 41.5%	82
If someone said they had an unwanted sexual experience but they don't call it rape, I would express concern or offer to help. Count Row %	1 1.2%	3 3.7%	17 20.7%	34 41.5%	27 32.9%	82
Express concern to someone I know who has unexplained bruises that may be signs of abuse in relationship. Count Row %	2 2.4%	1 1.2%	21 25.6%	30 36.6%	28 34.1%	82
Stop and check in on someone who looks intoxicated when they are being taken upstairs at a party. Count Row %	3 3.7%	1 1.2%	19 23.2%	31 37.8%	28 34.1%	82



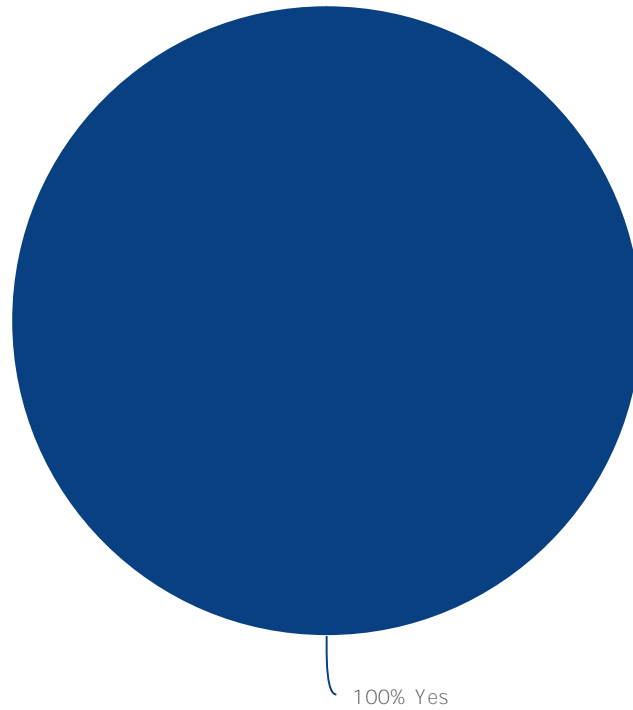
142. How many students told you they were a victim of an unwanted sexual experience?

ResponseID	Response
7	1
27	1

143. Think about the most recent time someone told you they were adyou



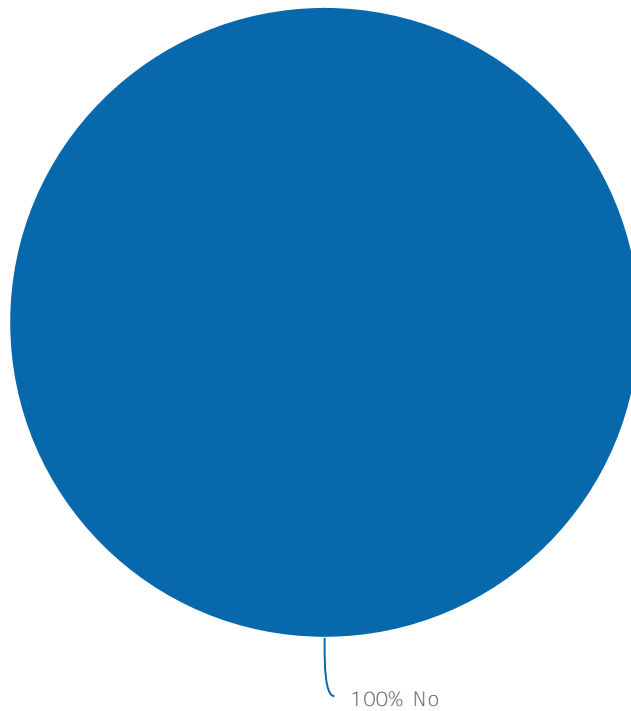
145. Think about the most recent time someone told you they were a victim. Did you feel comfortable talking to the student about their unwanted sexual experience?



Value	Percent	Responses
Yes	100.0%	2

Totals: 2

146. Since coming to Jersey College, have any other students at Jersey College told you they were a victim of dating or domestic violence?



Value	Percent	Responses
No	100.0%	33

Totals: 33

147. How many students told you they were a victim of dating or domestic violence?

ResponseID

Response

148. Think about the most recent time someone told you they were a victim. Did you feel that you knew how to respond in a helpful way?

149. Think about the most recent time someone told you they were a victim. Do you believe that your response was helpful to the student?

No data to display

150. Think about the most recent time someone told you they were a victim/Did you feel comfortable talking to the student about dating?

No data to display

151. Has anyone you know – a

time.

ResponseID	Response
------------	----------

9	NO
---	----

11	none
----	------

12	No
----	----

16	No
----	----

24	no
----	----

28	no
----	----

29	no
----	----

31	no
----	----

49	no
----	----

50	no
----	----

56	no
----	----

60	No
----	----

61	Not at this time.
----	-------------------

62	Sec
----	-----

--	--

--	--

--	--

--	--

87	no
----	----

93	N
----	---